

## HP LaserJet P4015 Printer series

P4015n • P4015dn • P4015tn • P4015x



Improve workgroup security and productivity with a high-performance black-and-white printer.

### Secure, reliable printing

Accomplish more with a robust printer you can count on—the HP LaserJet P4015 Printer series.

In addition to supporting standard security protocols and optional third-party security solutions, the printer includes industry-leading security capabilities. Get fast, secure performance across your network with advanced IPsec encryption, prevent unauthorized access with management features like 802.1X authentication and password protection, and guard sensitive information with support for private printing. Just press the **Folder** button to view your stored jobs, enter a PIN, and print your documents.

### High speeds and performance

Enhanced HP toner enables print speeds of up to 52 pages per minute (ppm), letter. Time To Completion (TTC) of a typical office print job can be nearly twice as fast with Instant-on Technology.<sup>1</sup>

<sup>1</sup> Instant-on Technology uses cutting-edge fuser technology to produce the first page faster when a printer is coming out of low power mode so your print job is done sooner. An InfoTrends study shows the typical office print job is three to five pages long: [www.infotrends.com/public/Content/Presentations/officeprinteruse.pdf](http://www.infotrends.com/public/Content/Presentations/officeprinteruse.pdf). Time To Completion of a typical office print job tested on HP and select competing products. Actual results may vary.

<sup>2</sup> Find more information and download HP Web Jetadmin free at [www.hp.com/go/webjetadmin](http://www.hp.com/go/webjetadmin).

<sup>3</sup> To download the free HP Universal Print Driver Series for Windows, visit [www.hp.com/go/upd](http://www.hp.com/go/upd).

Save time and improve productivity—the 540 MHz processor handles complex documents quickly. Get reliable, efficient sharing, even for your large workgroup, with Gigabit networking.

### Flexible and expandable

Upgrade your printer as business needs evolve with a host of optional paper handling and finishing accessories, including additional 500-sheet or 1,500-sheet input trays, an automatic duplexer for two-sided printing, an envelope feeder, a 5-bin mailbox, a stacker, or a stapler/stacker. Print on a variety of media types and sizes for output that meets your specific business needs.

Improve performance and increase storage capacity with an optional EIO hard disk. The printer also supports optional Jetdirect and third-party solutions via the EIO slot and Host USB 2.0-like ports.

### Easy to manage

Simplify fleet management tasks and reduce IT costs with HP Web Jetadmin.<sup>2</sup> Use a single driver—the HP Universal Print Driver communicates directly with each HP device on your network and customizes the user interface to show available features.<sup>3</sup>

# HP LaserJet P4015 Printer series

- 1 Control panel simultaneously displays up to four lines of text and animated graphics and features a built-in 10-key pad
- 2 Optional 500-sheet 5-bin mailbox with sorting capability
- 3 500-sheet top output bin
- 4 Adjustable 100-sheet multipurpose input tray 1 for special media
- 5 500-sheet input tray 2
- 6 500-sheet input tray 3
- 7 Optional 500-sheet input tray 4
- 8 Optional 1,500-sheet high capacity input tray
- 9 HP Jetdirect Gigabit Ethernet embedded print server with IPsec
- 10 A powerful 540 MHz processor and 128 MB of standard printing memory, expandable up to 640 MB
- 11 EIO expansion slot supports an optional parallel card, hard disk, or Jetdirect print server
- 12 One external and two internal Host USB 2.0-like ports for third-party connections
- 13 Security lock slot
- 14 Hi-Speed USB 2.0 port for direct connection to printer
- 15 100-sheet rear output bin
- 16 Duplexer for automatic two-sided printing
- 17 Optional printer stand enables printer mobility

HP LaserJet P4015x Printer shown with optional 500-sheet 5-bin mailbox, optional 500-sheet input tray 4, optional 1,500-sheet high capacity input tray, optional printer stand



## Series at a glance



	P4015n	P4015dn	P4015tn	P4015x
<b>Part number</b>	CB509A	CB526A	CB510A	CB511A
<b>HP Jetdirect Gigabit Ethernet embedded print server with IPsec</b>	√	√	√	√
<b>100-sheet multipurpose tray 1</b>	√	√	√	√
<b>500-sheet tray 2</b>	√	√	√	√
<b>500-sheet tray 3</b>	Optional	Optional	√	√
<b>Automatic two-sided printing</b>	Optional	√	Optional	√
<b>Memory</b>	128 MB	128 MB	128 MB	128 MB
<b>Recommended monthly print volume</b>	3,000 to 15,000 pages	3,000 to 15,000 pages	3,000 to 15,000 pages	3,000 to 15,000 pages
<b>Duty cycle</b>	Up to 225,000 pages	Up to 225,000 pages	Up to 225,000 pages	Up to 225,000 pages

Easy to use and maintain,  
this printer is also easy on  
the environment.


## Eco Highlights

**HP LaserJet P4015 Printer**

- Instant-On Technology – up to 50% energy savings<sup>1</sup>
- Advanced toner technology enables more energy efficient printing<sup>2</sup>
- Cut paper consumption by 25% with optional automatic two-sided printing
- Designed for recyclability and supports 100% recycled paper


---

- ENERGY STAR<sup>®</sup> Qualified
- HP LaserJet P4015dn
- HP LaserJet P4015x



---


HP Recycling Services make it easy to recycle computer hardware and printing supplies responsibly. HP's goal is to recover 2 billion pounds (900,000 tonnes) of electronic products and supplies by the end of 2010.



---

Visit [www.hp.com/go/ecohighlights](http://www.hp.com/go/ecohighlights)

<sup>1</sup> Compared to products that use traditional fusing.  
<sup>2</sup> HP LaserJet P4015 uses approximately 14% less energy - based on ENERGY STAR TEC (Total Energy Consumption)/pages per minute - compared to prior generation, HP LaserJet 4250.



Get the most out of your printer with  
HP accessories, supplies, and services.



**CB524A**

Make business mailing simple and efficient with the HP LaserJet 75-sheet Envelope Feeder.



**CB522A**

Enjoy hassle-free, unattended printing with HP LaserJet 500-sheet Stapler/Stacker.

### HP Support Services

**Minimize the cost of downtime**

Because printer downtime can have serious business consequences, HP provides high-quality services that extend beyond the standard warranty and help you avoid unbudgeted repair costs.

**Benefits** include reduced printing and infrastructure costs, maximized uptime, expert technical phone support and delivery services, and predictable and consistent service delivery across multiple locations.

Choose:

- **Installation Service with Network Configuration:** expert assembly of HP accessories, hardware verification, network configuration, and basic administrator familiarization
- **Same Day Onsite Service:** technician arrives at your site within four hours after service call is received, if this time falls within the coverage window
- **Next Day Onsite Service:** technician-delivered onsite service the next business day after the service call

Any of the above options can be purchased as:

- **HP Care Pack Services:** easy-to-buy, easy-to-use support packages
- **HP Contractual Services:** a comprehensive portfolio for maintaining maximum IT availability

HP also offers **Managed Print Services:** a solution scalable from imaging and printing devices and toner cartridges, to installation, management, maintenance, and support

For more information visit: [www.hp.com/go/printservices](http://www.hp.com/go/printservices).

**Print cartridges with HP Smart Printing Technology<sup>4</sup>**

HP LaserJet Black Print Cartridge (10,000 pages)	CC364A
HP LaserJet Black Print Cartridge (24,000 pages)	CC364X

**Paper handling**

HP LaserJet 500-sheet Input Tray and Feeder	CB518A
HP LaserJet 1,500-sheet High Capacity Input Tray	CB523A
HP LaserJet 75-sheet Envelope Feeder	CB524A
HP LaserJet Automatic Duplexer for Two-sided Printing	CB519A
HP LaserJet 500-sheet 5-Bin Mailbox	CB520A
HP LaserJet 500-sheet Stacker	CB521A
HP LaserJet 500-sheet Stapler/Stacker	CB522A

**Accessories and supplies**

HP LaserJet Printer Stand	CB525A
HP LaserJet 1,000 Staple Cartridge Pack (3 cartridges by 1,000)	Q3216A
HP LaserJet Printer Maintenance Kit (110V)	CB388A
HP LaserJet Printer Maintenance Kit (220V)	CB389A

**Memory/storage**

HP 64 MB DDR2 144-pin x32	CC413A
HP 128 MB DDR2 144-pin x32	CC414A
HP 256 MB DDR2 144-pin x32	CC415A
HP 512 MB DDR2 144-pin x32	CE483A
HP High Performance Serial ATA Hard Disk	J7989G

**Connectivity**

HP Jetdirect 620n Fast Ethernet Print Server	J7934G
HP Jetdirect 630n IPv6 Gigabit Ethernet Print Server	J7997G
HP Jetdirect 635n IPv6/IPSec Internal Print Server	J7961G
HP Jetdirect 690n Wireless Print Server	J8007G
HP Jetdirect en3700 Fast Ethernet Print Server	J7942G
HP Jetdirect en1700 IPv4/IPv6 Print Server	J7988G
HP Jetdirect ew2400 802.11g Wireless Print Server	J7951G
HP 1284B Parallel Card	J7972G

For more information, visit [www.hp.com/go/jetdirect](http://www.hp.com/go/jetdirect)

**Service and support**

HP 3-year, Next Business Day Onsite Service	H5479E
HP 3-year, Next Business Day Exchange Service	U2889E
HP Onsite Installation and Network Configuration	UC742E
HP 1-year, Post-warranty, Next Business Day Onsite Service	H2664PE
HP 1-year, Post-warranty, Next Business Day Exchange Service	U6403PE
HP 1-year, Post-warranty Service, Phone and Online Assistance	HC128PE

For more information, visit [www.hp.com/services/printer](http://www.hp.com/services/printer)

**Paper**

[www.hp.com/go/paper](http://www.hp.com/go/paper)

**Solutions**

[www.hp.com/go/qsc](http://www.hp.com/go/qsc)

<sup>4</sup> Declared yield values in accordance with ISO/IEC 19752. Actual yields vary considerably based on images printed and other factors. For more information, visit [www.hp.com/go/learnabouteprinters](http://www.hp.com/go/learnabouteprinters).

# HP LaserJet P4015 Printer series

Technical specifications	HP LaserJet P4015n Printer (CB509A)	HP LaserJet P4015dn Printer (CB526A)	HP LaserJet P4015m Printer (CB510A)	HP LaserJet P4015x Printer (CB511A)
<b>Print speed<sup>5</sup></b>	Up to 52 ppm, letter			
<b>Document delivery speed</b>	First page out: as fast as 8.5 sec from Ready mode; Time To Completion for a typical office print job: as fast as 16.5 seconds <sup>6</sup>			
<b>Print resolution</b>	Up to 1200 by 1200 dpi; HP REt, HP 300 dpi, HP 600 dpi, HP FastRes 1200, HP ProRes 1200			
<b>Processor</b>	540 MHz			
<b>Memory</b>	128 MB, expandable to 640 MB via one open 144-pin 32 bit DDR2 DIMM slot			
<b>Durability ratings</b>	Recommended monthly volume: 3,000 to 15,000 pages; <sup>7</sup> Duty cycle: up to 225,000 pages <sup>8</sup>			
<b>Paper</b>				
Input	100-sheet multipurpose tray 1, 500-sheet tray 2		100-sheet multipurpose tray 1, 500-sheet tray 2, 500-sheet tray 3	
Output	100-sheet rear output bin, 500-sheet top output bin			
Two-sided printing	Manual (optional accessory available for automatic two-sided printing)	Automatic	Manual (optional accessory available for automatic two-sided printing)	Automatic
Sizes	Multipurpose tray 1: letter, legal, executive, statement, 8.5 by 13.0 in, envelope (Com 10, Monarch No. 7 3/4); custom: 3.0 by 5.0 in to 8.5 by 14.0 in Input trays 2 and 3: letter, legal, executive, statement, 8.5 by 13.0 in; custom: 5.8 by 8.3 in to 8.5 by 14.0 in Automatic duplexer for two-sided printing: letter, legal, executive; custom: 5.8 by 8.3 in to 8.5 by 14.0 in Optional 500-sheet 5-bin mailbox: letter, legal, executive, statement, 8.5 by 13.0 in; custom: 5.8 by 8.3 in to 8.5 by 14.0 in			
Weights	Multipurpose tray 1: 16 to 53 lb Input trays 2 and 3, optional 500-sheet feeder, optional high-capacity input tray, automatic duplexer for two-sided printing: 16 to 32 lb Optional envelope feeder: 20 to 28 lb			
Types	Paper (bond, color, letterhead, plain, preprinted, prepunched, recycled, rough, light), envelopes, labels, cardstock, transparencies, user-defined			
<b>Connectivity</b>				
Interfaces	1 Hi-Speed USB 2.0, 1 EIO slot, 1 external and 2 internal Host USB 2.0-like ports for third-party connection, HP Jetdirect Gigabit Ethernet embedded print server			
Languages	HP PCL 6, HP PCL 5e, HP postscript level 3 emulation, direct PDF (v1.4) printing (192 MB printer memory recommended)			
Fonts	80 HP font set (plus Greek, Hebrew, Cyrillic, Arabic)			
Client operating systems	Windows® 2000; Windows XP® Home; Windows XP Professional; Windows Server 2003, Certified for Windows Vista®; Mac OS X v10.2.8, v10.3, v10.4, v10.5, and later			
Network operating systems	Via an HP Jetdirect print server: Microsoft Windows 2000, Server 2003, XP, Vista, 2003 64-bit, XP 64-bit, Vista 64-bit (For Microsoft IPv6 compatible with Windows 2003, XP, and Vista); Novell 5.1 and later; Mac OS X v10.2.8, v10.3, v10.4, v10.5, and later; Red Hat Linux 7.x and later; SuSE Linux 8.x and later; HP-UX 10.20, 11.x, 11.i; Solaris 2.5 and later (SPARC systems only); IBM AIX 3.2.5 and later 1; MPE-iX; Citrix MetaFrame Server; Windows Terminal Services			
Network protocols	Supported via an HP Jetdirect print server: IPv4/IPv6: Apple Bonjour Compatible (Mac OS v10.2.4 and later), SNMPv1/v2c/v3, HTTP, HTTPS, FTP, Port 9100, LPD, IPP, Secure-IPP, WS Discovery, IPsec/Firewall; IPv6: DHCPv6, MLDv1, ICMPv6; IPv4: Auto-IP, SIP, TFTP, Telnet, IGMPv2, BOOTP/DHCP, WINS, IP Direct Mode, WS Print; Other: IPX/SPX, AppleTalk, NetWare NDS, Bindery, NDPS, iPrint			
Security	Management security: SNMPv3, SSL/TLS (HTTPS), 802.1X authentication (EAP-PEAP, EAP-TLS), IPsec/Firewall with Kerberos, Certificate, and PreShared Key Authentication; Wireless network security (Requires HP Jetdirect 690n Wireless Print Server): 802.1X (EAP-PEAP, EAP-TLS), WPA, WPA2 authentication, AES, TKIP, WEP (40/64- and 128-bit) encryption			
<b>Dimensions (w by d by h)</b>	16.5 by 17.7 by 15.5 in	16.5 by 21.2 by 15.5 in	16.5 by 17.7 by 21.5 in	16.5 by 20 by 21.5 in
<b>Weight (includes print cartridge)</b>	56.92 lb	62.3 lb	71.58 lb	77.42 lb
<b>What's in the box</b>	Printer, right-angled power cord, control panel overlay, software and documentation on CD-ROM, print cartridge, <sup>9</sup> Getting Started Guide, support flyer			
Also includes		Automatic duplexer for two-sided printing	500-sheet input tray 3	500-sheet input tray 3, automatic duplexer for two-sided printing
<b>Warranty</b>	One-year, return to HP authorized service center, limited warranty			
<b>Environmental ranges</b>				
Recommended temperature	50 to 90 degrees F		Typical Electricity Consumption (TEC): 4.286 KWh/Week	
Storage temperature	32 to 95 degrees F		ENERGY STAR qualified models, see <a href="http://www.hp.com/go/energystar">www.hp.com/go/energystar</a>	
Recommended relative humidity	10 to 80 percent		<b>Certifications</b>	
Storage relative humidity	10 to 95 percent		Safety	
Altitude	Up to 10,000 ft		IEC 60950-1 (International), IEC 60825-1+A1+A2, UL/cUL Listed (US/Canada), EN 60825-1+A1+A2 (Class 1 Laser/LED Device) GB4943-2001	
<b>Acoustics</b>				
Sound power <sup>10</sup>	Maximum: 7.2 B(A)	Ready: 4.1 B(A)	EMC	
Bystander sound pressure	Active: 58 dB(A)	Ready: 27 dB(A)	CISPR 22: 2005/EN 55022: 2006 Class B, EN 61000-3-2: 2000+A2, EN 61000-3-3: 1995+A1, EN 55024: 1998+A1+A2, FCC Title 47 CFR, Part 15 Class B (USA), ICES-003, Issue 4, (Canada), GB9254-1998	
<b>Power specifications</b>				
Required input voltage	100 to 127 V (±10 percent), 50/60 Hz (± 3 Hz) 220 to 240 V (±10 percent), 50/60 Hz (± 3 Hz)			
Power consumption <sup>11</sup>	Active: 840 watts	Sleep: 12 watts	HP SureSupply enabled. To learn more, visit <a href="http://www.hp.com/learn/suresupply">www.hp.com/learn/suresupply</a>	
	Ready: 18 watts	Off: 0 watts		

<sup>5</sup> Exact speed varies depending on system configuration, software application, driver, and document complexity.

<sup>6</sup> An InfoTrends study shows the typical office print job is three to five pages long: [www.infotrends.com/public/Content/Presentations/officeprinteruse.pdf](http://www.infotrends.com/public/Content/Presentations/officeprinteruse.pdf). Time To Completion of a typical office print job tested on HP and select competing products. Actual results may vary.

<sup>7</sup> HP recommends that the number of printed pages per month be within the stated range for optimum device performance, based on factors including supplies replacement intervals and device life over an extended warranty period.

<sup>8</sup> Duty cycle is defined as the maximum number of pages per month of imaged output. This value provides a comparison of product robustness in relation to other HP LaserJet or HP Color LaserJet devices, and enables appropriate deployment of printers and MFPS.

<sup>9</sup> Average continuous black cartridge yield 10,000 standard pages. Declared yield value in accordance with ISO/IEC 19752. Actual yields vary considerably based on images printed and other factors. For more information, visit [www.hp.com/go/learnaboutsupplies](http://www.hp.com/go/learnaboutsupplies).

<sup>10</sup> Measured per ISO 7779 and declared per ISO 9296; values subject to change. For current information see [www.hp.com/support](http://www.hp.com/support). Configuration tested: HP LaserJet P4015x.

<sup>11</sup> Values subject to change. See [www.hp.com/support](http://www.hp.com/support) for current information. Power numbers are the highest values measured using all standard voltages.



ENERGY STAR and the ENERGY STAR logo are registered U.S. marks. Linux is a U.S. registered trademark of Linus Torvalds. Microsoft, Windows, and Windows XP are registered trademarks of Microsoft Corporation. Windows Vista is either a registered trademark or trademark of Microsoft Corporation in the United States and/or other countries.

© Copyright 2008 Hewlett-Packard Development Company, L.P.

The information contained herein is subject to change without notice. The only warranties for HP products and services are set forth in the express warranty statements accompanying such products and services. Nothing herein should be construed as constituting an additional warranty. HP shall not be liable for technical or editorial errors or omissions contained herein.

To learn more, visit [www.hp.com](http://www.hp.com)

4AA1-6971ENUC, July 2008, Rev. 2.1

